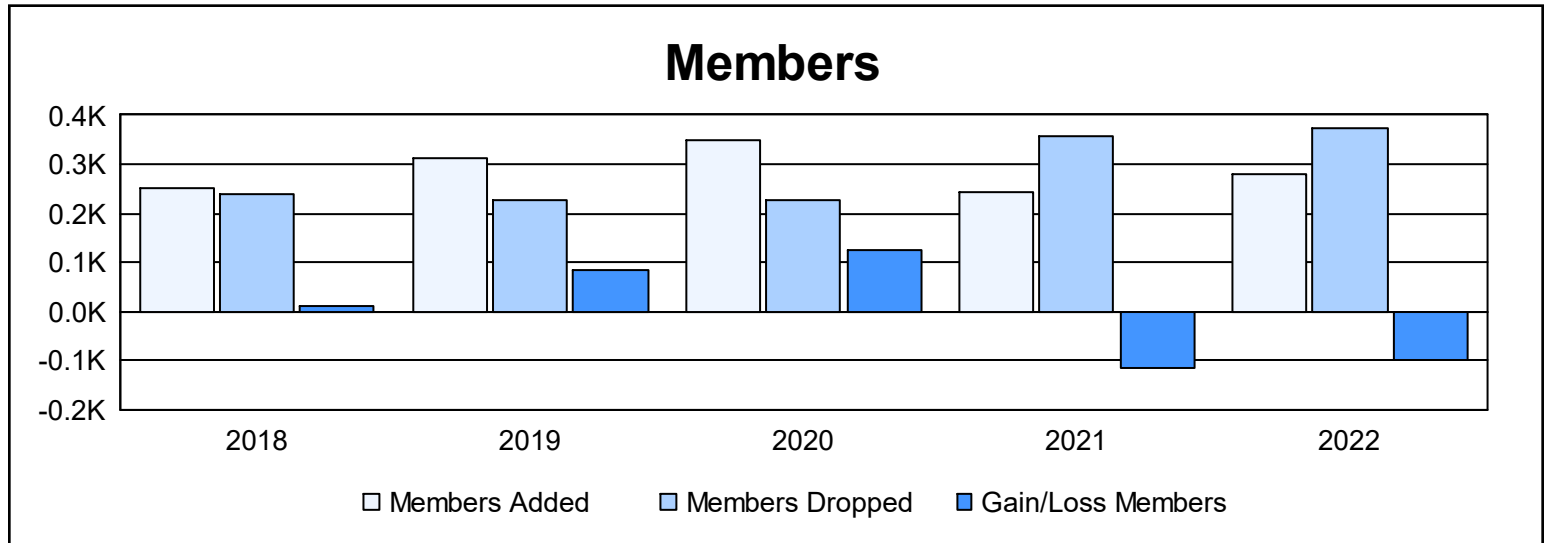
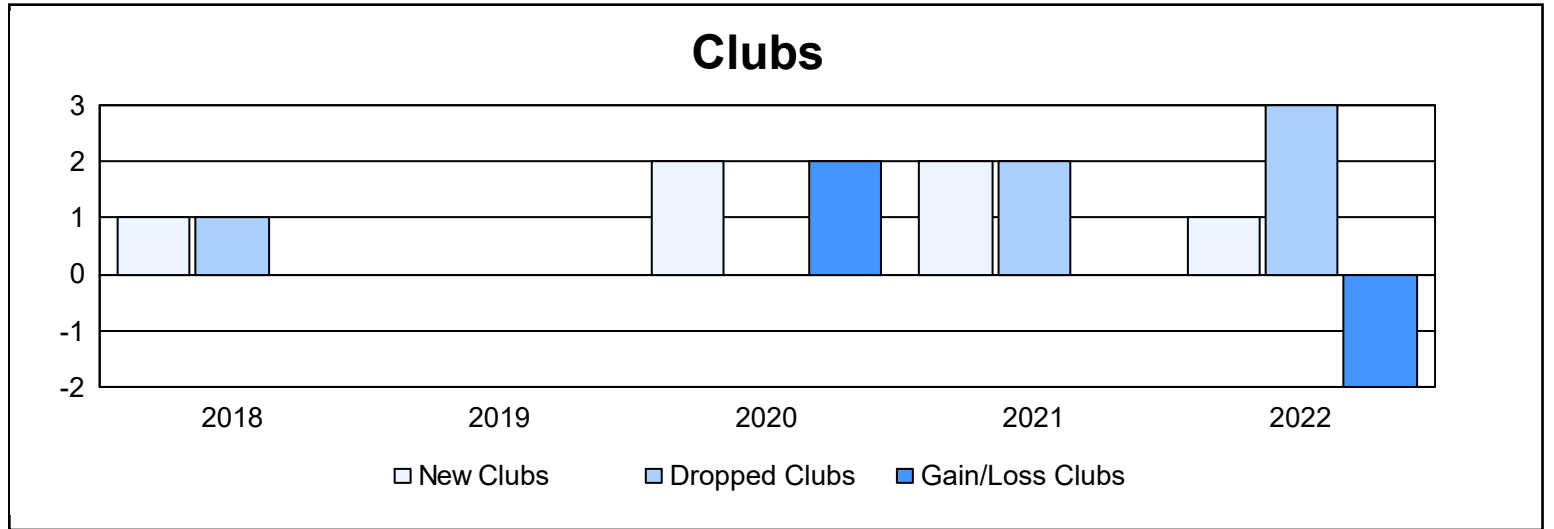
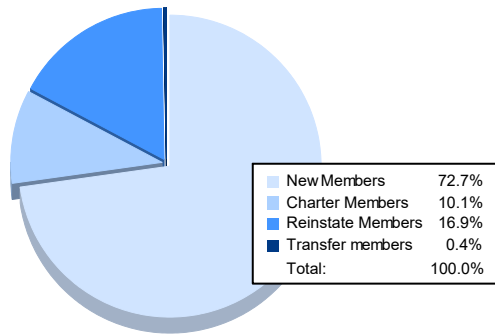


| Year | New Clubs | Dropped Clubs | Gain/ Loss Clubs | New Members | Charter Members | Reinstate Members | Transfer Members | Total Member Added | Total Members Dropped | Gain/ Loss Members |
|----------------|-----------|---------------|------------------|-------------|-----------------|-------------------|------------------|--------------------|-----------------------|--------------------|
| 2017-2018 | 1 | 1 | 0 | 195 | 34 | 15 | 7 | 251 | 240 | 11 |
| 2018-2019 | 0 | 0 | 0 | 308 | 1 | 3 | 1 | 313 | 227 | 86 |
| 2019-2020 | 2 | 0 | 2 | 278 | 54 | 5 | 12 | 349 | 225 | 124 |
| 2020-2021 | 2 | 2 | 0 | 132 | 78 | 32 | 2 | 244 | 358 | -114 |
| 2021-2022 | 1 | 3 | -2 | 202 | 28 | 47 | 1 | 278 | 375 | -97 |
| Average | 1 | 1 | 0 | 223 | 39 | 20 | 5 | 287 | 285 | 2 |



Membership Composition June 2022 Cumulative



Gender Composition June 2022 Cumulative

